

Introduction to Economic History :
Capital, Inequality, Growth

(Master APE & PPD)

(EHESS & Paris School of Economics)

Thomas Piketty

Academic year 2019-2020

Lecture 2: Property rights & development, 18c-19c:
European variants (France, Britain, Sweden)

(check [on line](#) for updated version)

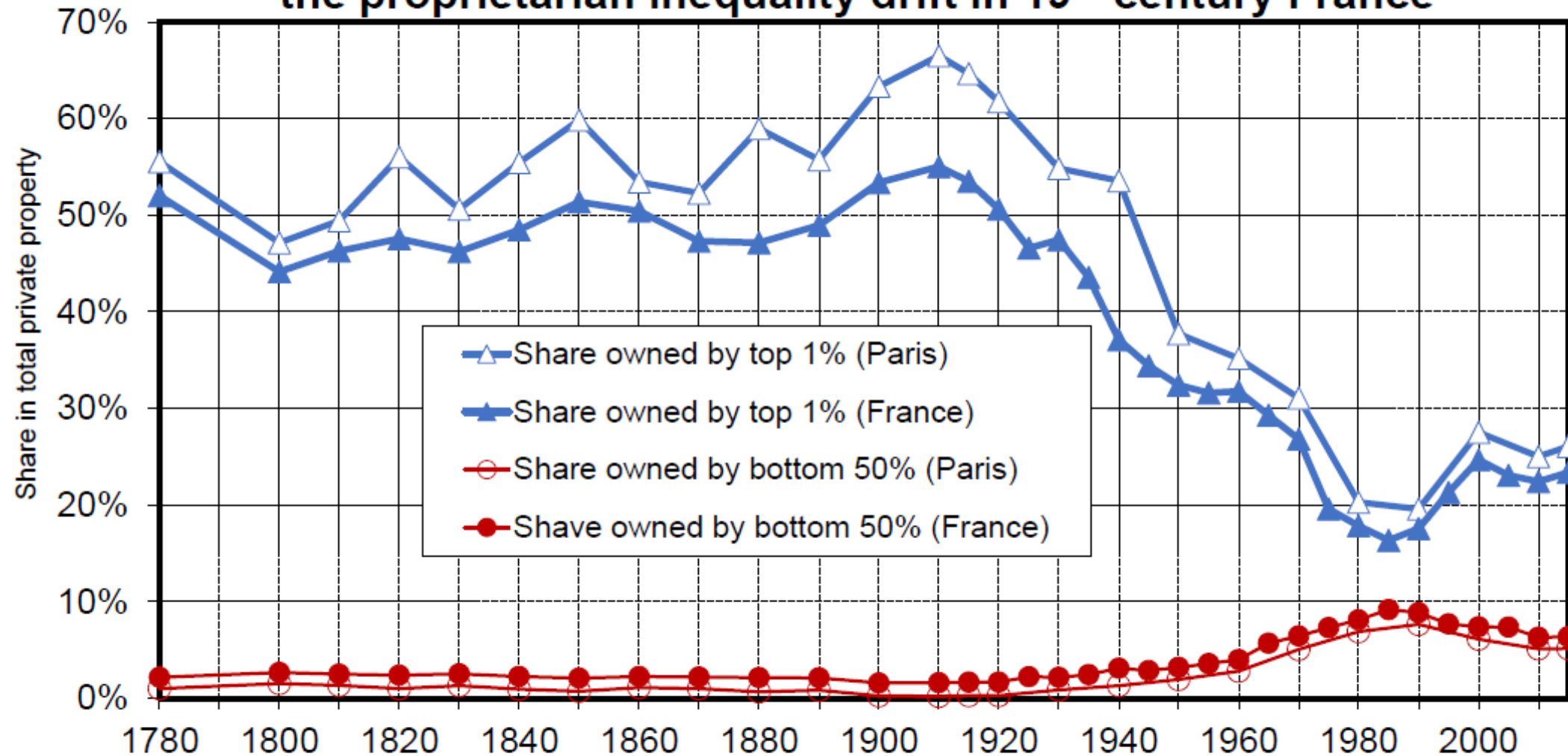
Roadmap of the lecture

- The rising concentration of property in 19c France
- Flat tax in 19c France: accumulation in peace
- The weight of the clergy and nobility: European variants 16c-19c
- From ternary to proprietarian societies: the case of the UK
- The People's Budget, Ireland and the fall of the House of Lords (1909-1911)
- One man, 100 votes: extreme censitary inequality in Sweden (1865-1911)
- Europe's proprietarian societies during Belle Epoque (1880-1914)

The rising concentration of property in 19c France

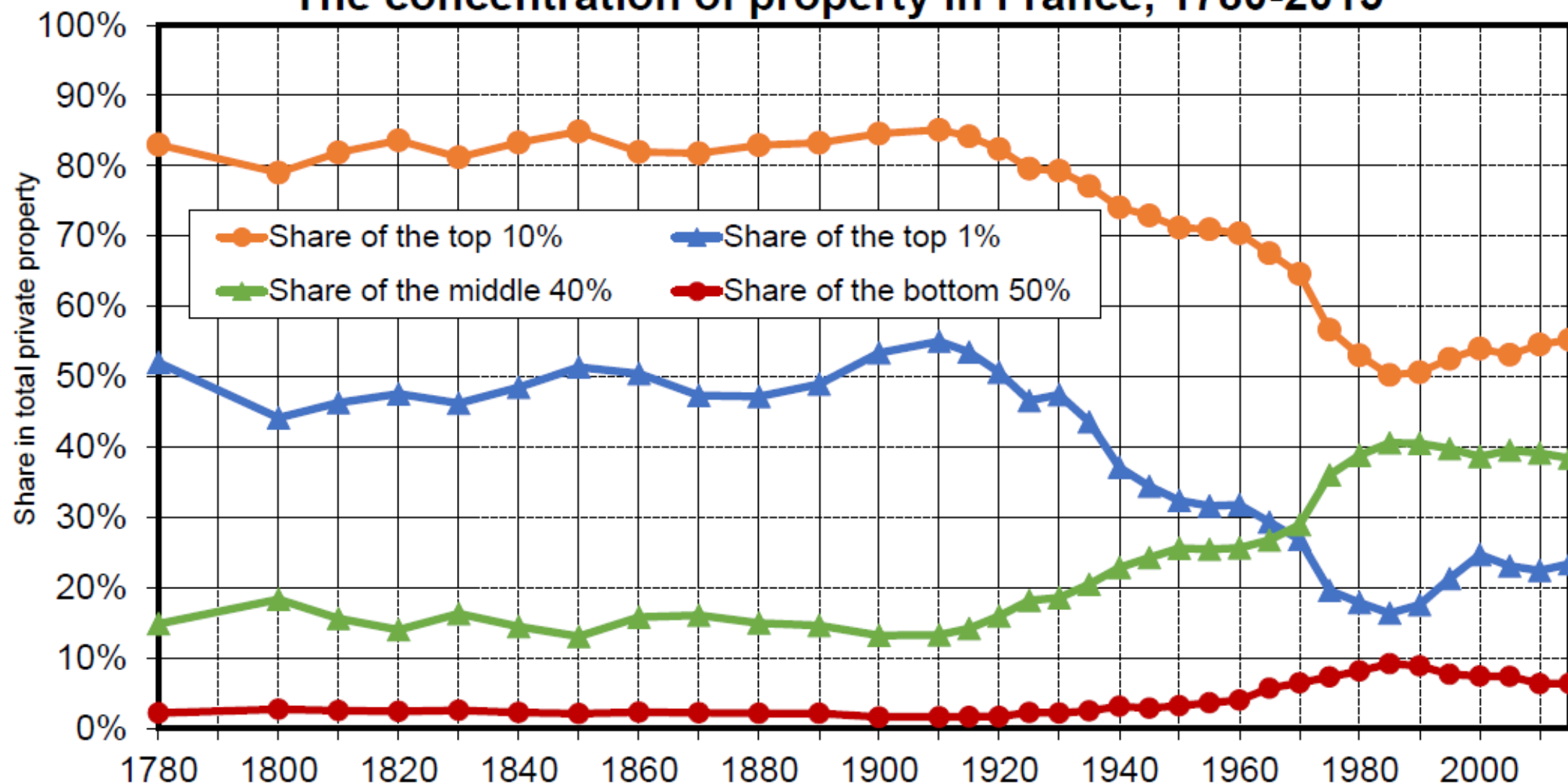
- The French Revolution and the end of legal and fiscal privileges of the nobility and the clergy were supposed to open access to wealth
- But in practice the concentration of property declined only slightly during the French revolution, and increased substantially during 19c, so that wealth inequality was even higher during the Belle Epoque (1880-1914) and at the eve of WW1 than in the 1780s and at the eve of the Revolution
- Generally speaking, the concentration of property has always been much larger than the concentration of income: the bottom 50% wealth share has always been at most 5%-10% of total wealth (even in the 20c: the decline in wealth concentration which occurred after WW1 & WW2 should not be exaggerated)

The failure of the French Revolution: the proprietary inequality drift in 19th century France



Interpretation. In Paris, the richest 1% owned about 67% of total private property in 1910 (all assets combined: real, financial, business, etc.), vs. 49% in 1810 and 55% in 1780. After a small drop during the French Revolution, the concentration of property rose in France (and particularly in Paris) during the 19th century and until World War I. In the long run, the fall in inequality occurred following the world wars (1914-1945), rather than following the Revolution of 1789. **Sources and series:** see piketty.pse.ens.fr/ideology (figure 4.1)..

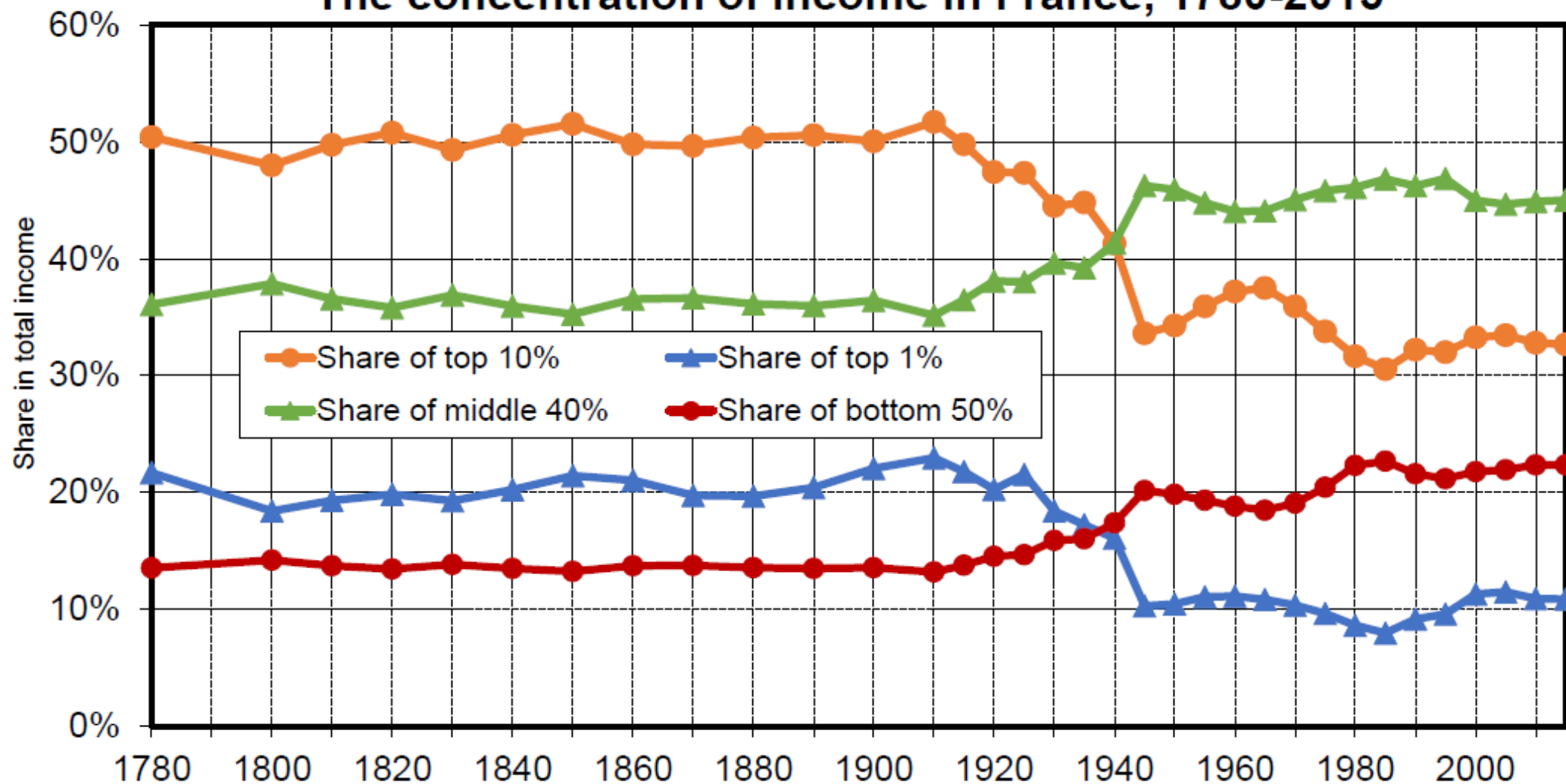
The concentration of property in France, 1780-2015



Interpretation. The share of the richest 10% in total private property (total real estate, business and financial assets, net of debt) was between 80% and 90% in France between the 1780s and the 1910s. The fall in the concentration of property started to fall following World War 1 and was interrupted in the 1980s. It occurred mostly to the benefit of the "patrimonial middle classes" (the middle 40%), here defined as the intermediate group between the "lower classes" (bottom 50%) and the "upper classes" (top 10%).

Sources and series: see piketty.pse.ens.fr/ideology (figure 4.2).

The concentration of income in France, 1780-2015



Interpretation. The share of the top 10% highest incomes in total income (including capital income - rent, dividends, interest, profits - and labour income - wages, self-employment income, pensions and unemployment benefits) was about 50% in France from the 1780s to the 1910s. The fall in the concentration of income started after World War 1 and occurred to the benefit of the "lower classes" (the bottom 50% lowest incomes) and the "middle classes" (the next 40%), at the expense of the "upper classes" (the top 10%).

Sources and series: see piketty.pse.ens.fr/ideology (figure 4.3).

- It is worth emphasizing that high wealth inequality in 1880-1914 corresponds to a « modern » and dynamic property structure; lots of financial assets, especially foreign financial assets
- Nothing to do with old-style rentiers based on land
- This was also a period of large innovations: automobile, electricity, radio, transatlantic transportation, etc.
- In order to reach the level of stock market capitalization observed in Paris and London in 1880-1914, one needs to wait until 2000-2020

→ Extreme and rising inequality during Europe's Belle Epoque (1880-1914) shows that « modernity » and a vibrant market economy can come with enormous inequality and social tensions (domestic and external)

The composition of Parisian wealth, 1872-1912

	Real estate assets (buildings, houses, agricultural land, etc.)	incl.: Paris real estate	incl.: out-of-Paris real estate	Financial assets (equity, bonds, etc.)	incl.: French equity	incl.: foreign equity	incl.: French private bonds	incl.: foreign private bonds	incl.: French public bonds	incl.: foreign public bonds	incl.: other financial assets (deposits, cash, etc.)	Total foreign financial assets	Furniture, precious objects, etc.
Composition of total wealth													
1872	41%	28%	13%	56%	14%	1%	17%	2%	10%	3%	9%	6%	3%
1912	35%	24%	11%	62%	13%	7%	14%	5%	5%	9%	9%	21%	3%
Composition of top 1% wealth													
1872	43%	30%	13%	55%	15%	1%	14%	2%	9%	4%	10%	7%	2%
1912	32%	22%	10%	66%	15%	10%	14%	5%	4%	10%	8%	25%	2%
Composition of next 9%													
1872	42%	27%	15%	56%	13%	1%	21%	2%	10%	2%	7%	5%	2%
1912	42%	30%	12%	55%	11%	2%	14%	4%	7%	8%	9%	14%	3%
Composition of next 40%													
1872	27%	1%	26%	62%	12%	1%	23%	1%	14%	2%	9%	4%	11%
1912	31%	7%	24%	59%	12%	1%	20%	2%	10%	4%	10%	7%	10%

Interpretation: In 1912, real estate assets made 35% of total property owned by Parisian wealth holders, financial assets made 62% of the total (including 21% for foreign financial assets), and furniture and precious objects made 3%. Among top 1% wealth holders, the share of financial assets reached 66% (including 25% for foreign financial assets). **Sources:** see piketty.pse.ens.fr/ideology (table 4.1).

Flat tax in 19c France: accumulation in peace

- Main explanation for rising inequality in 19c: legal and fiscal system was highly favourable to large property owners
- The new tax system created by the French revolution consisted of:
 - (1) A flat tax on inheritance: 1% from parents to children, irrespective of the level.** It was finally transformed into a progressive tax on inheritance, with a top tax rate equal to 2,5% in 1901, 5% in 1902 and 6,5% in 1910 (it is only after WW1 than top rates reached much higher levels)
 - (2) A system of direct taxation based on flat taxation of property at very low rates (about 0,2-0,3%) and no declaration of income:** *taxe foncière* (real-estate tax), *taxe sur les portes & fenêtres* (doors and windows), *taxe professionnelle* (business tax), *taxe personnelle et mobilière* (housing tax) (= « les quatres vieilles », « the four old taxes », applied in 1790-1914 until the creation of income tax in 1914, with a 2% top tax rate)

- Over 1790-1914 period, the average rate of *taxe foncière* was about 0,2%-0,3% (today the average rate of *taxe foncière* in France or property tax in the US is about 0,3%-0,5% of property values)
- Like the property tax in the US and in other countries, the *taxe foncière* applies not only to residential real estate but also to business real estate: offices, warehouses, factories, etc. But because it is a flat tax, there is no need to compute the total property owned by a given individual.

→ a property tax can be the best or the worst of all tax systems for large property owners:

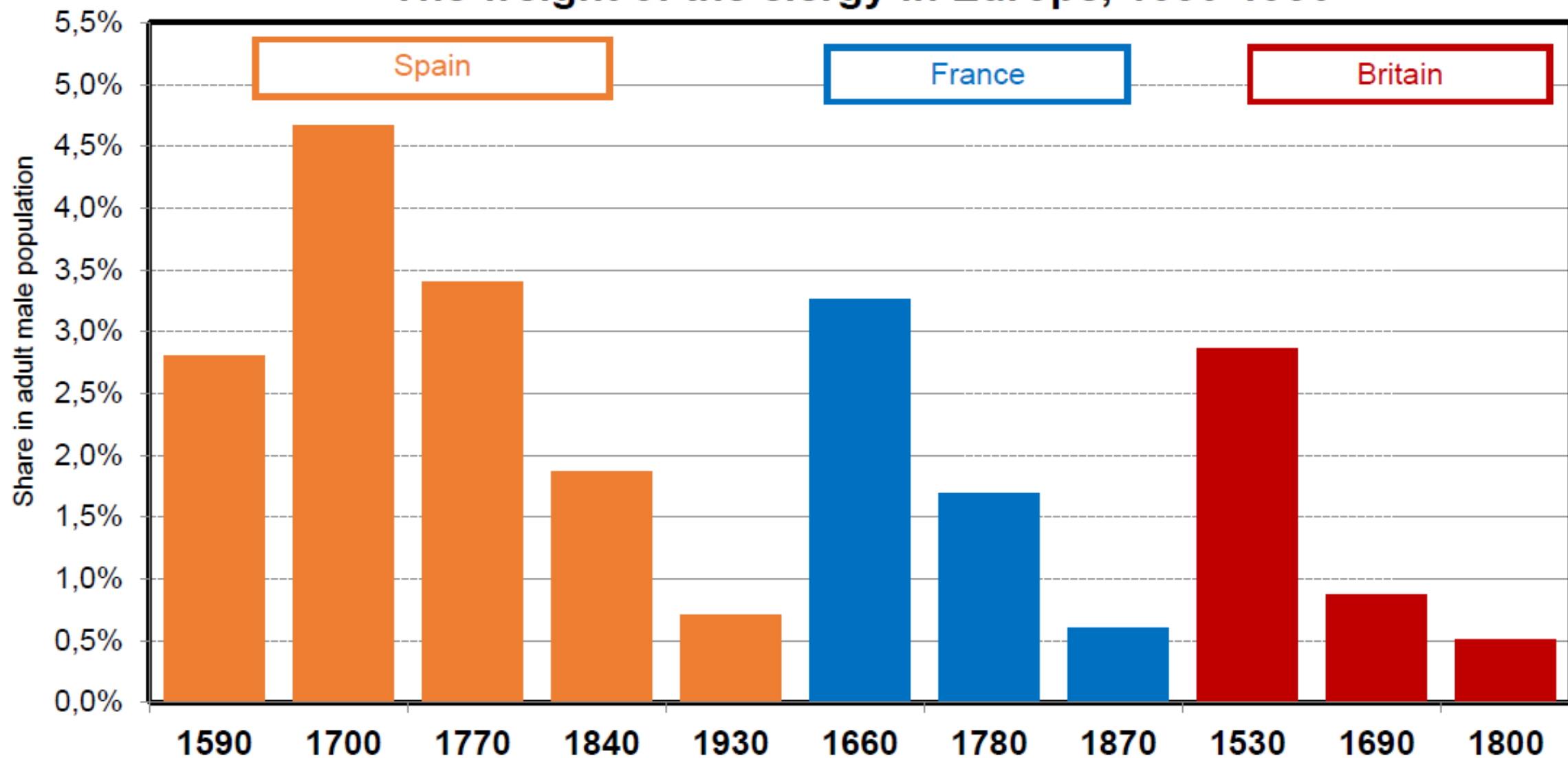
- If it's a flat tax system with very low rates (<1%), then this is the best of all systems: no need to report incomes and profits, accumulation in peace
- But if it's progressive tax system (say from 0% for low wealth to 90% for large fortunes, like land reform and exceptionnal wealth taxes during 20c), then this is the most frightening of all taxes for property owners: in effect, this can lead to complete and permanent redistribution of property

- A progressive income tax was finally adopted by French Senate on July 15 1914 in order to pay for the war with Germany
- In effect, France was one the very last developed countries to adopt the progressive income tax: Denmark 1870, Japan 1887, Prussia 1891, Sweden 1903, UK 1909, US 1913...
- Typical justification of the French elites of the time: France is a very egalitarian country thanks to the French Revolution, so we do not need progressive taxation, unlike other countries...
- But the data shows that inequality was huge in pre-WW1 France!
- Ideology and beliefs systems matter: similar grand narratives about « US exceptionalism » also play a role today to justify huge levels of inequality in the US

The weight of the clergy and nobility: European variants, 16c-19c

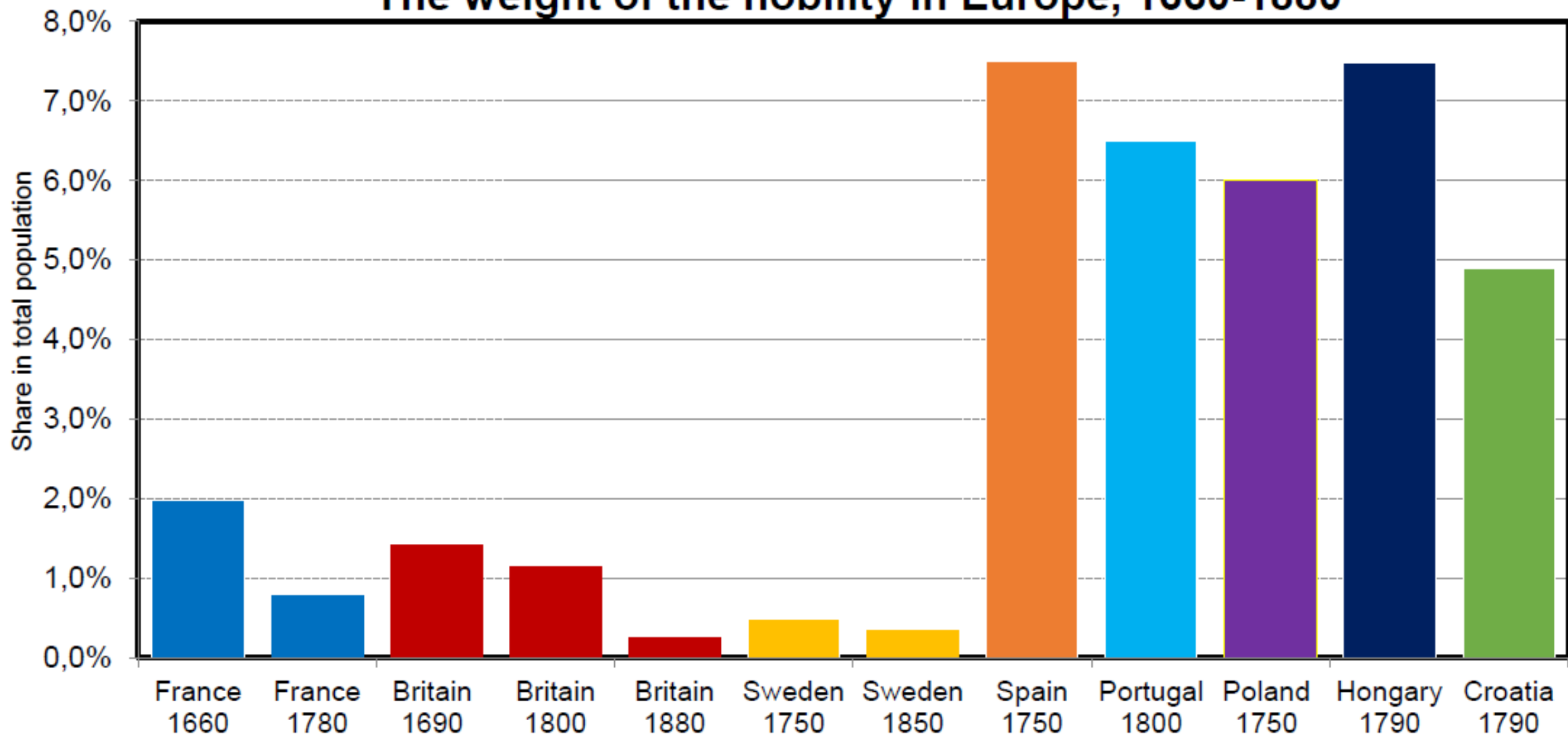
- The French case is relatively specific: very sharp discontinuity between Ancien Régime ternary society and post-French Revolution proprietarian society
- Many countries display more gradual transition from ternary to proprietarian ideologies and institutions: we'll have a closer look at Britain and Sweden
- Some other European countries (e.g. Spain & Portugal) display examples of much larger clerical and noble classes in 16c-19c
- This reflects different patterns of state formation (e.g. Reconquista)
- Moving out of ternary ideologies and institutions is always a complex and chaotic process: e.g. land reform in Spain 1932-1936 played a crucial role to mobilize the Catholic Church and large property owners against Republicans and largely contributed to Spanish Civil War

The weight of the clergy in Europe, 1530-1930



Interpretation. The clergy made over 4,5% of adult male population in Spain in 1700, less than 3,5% in 1770, and less than 2% in 1840. One observes a general downward trend, but with different chronologies across countries: the fall happens later in Spain, earlier in Britain, and intermediate in France. **Sources and series:** see piketty.pse.ens.fr/ideology (figure 5.1).

The weight of the nobility in Europe, 1660-1880



Interpretation. The nobility made less than 2% of the population in France, Britain and Sweden during the 17th-19th centuries (with a downward trend), and between 5% and 8% of the population in Spain, Portugal, Poland, Hungary and Croatia.

Sources and series: see piketty.pse.ens.fr/ideology (figure 5.2).

From ternary to proprietarian societies: the case of the UK

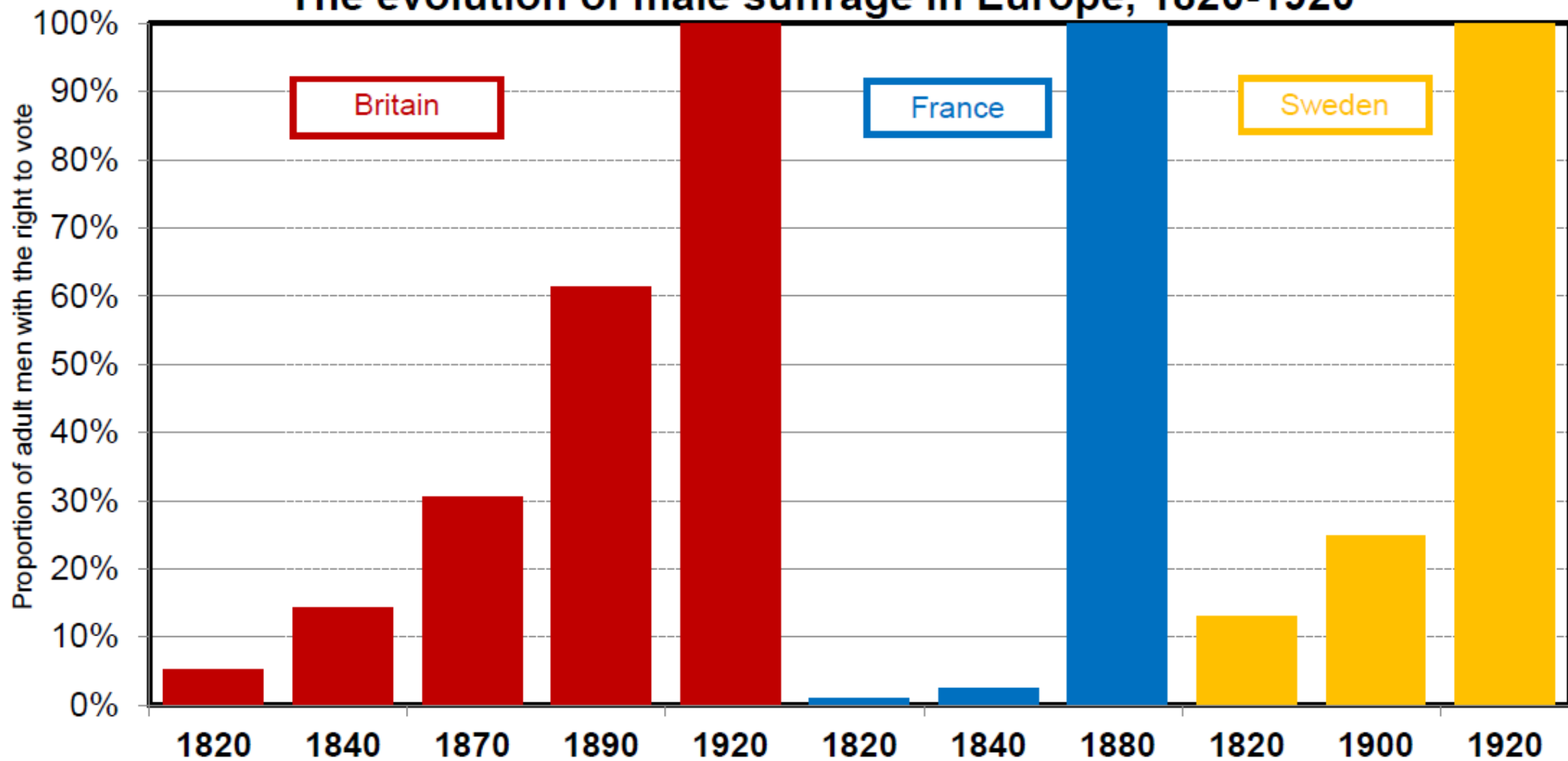
- UK : perfect exemple of gradual evolution from ternary society to proprietarian society (then to social-democratic society (Labour party 1945) and to neo-proprietarian society (Thatcher 1980s)), always with a Queen/King, a House of Lords and stable institutions (≠ France: opposite extreme: revolutions in 1789, 1848, 1871, etc)
- But British gradualism should not be exaggerated: key role played by major crisis and uncertain trajectories and offshoots, e.g. during the battle over the People's Budget in 1909-1911 (→rise of progressive taxation, fall of the House of Lords) and over Ireland 1860-1920 (→fall of proprietarian-colonial ideology)

- First major shock: Dissolution-expropriation of Monasteries 1530. Conflict between Henry VIII and the pope.
 - Ecclesiastical land and other property expropriated and sold to nobility and bourgeoisie (\approx French Revolution, but much earlier)
 - Huge reduction of the number of spiritual vs temporal lords in House of Lords: half-half in 14c-15c, as opposed to 460 temporal lords (nobility) vs 28 spiritual lords (bishops) in 17c-19c
- already a decisive step away from trifunctional society (based upon a relative balance of power between clergy and nobility) and toward proprietarian society and ideology

- More generally, Britain has long been characterized by an unusually high concentration of land and other property among a very tiny nobility
- Around 1880, 80% of UK land owned by 7000 families (<0,1% population), including over 50% of UK land owned by 250 families (<0,01% pop)
(in comparison, French nobility owns only 25%-30% of land in 1789)
- The House of Lords (a few hundred families with hereditary seats) has veto power over all legislation until 1909-1911
- Almost all Prime Ministers come from House of Lords until late 19c-early 20c (Lord Salisbury, PM 1885-1892 and 1895-1902)
- The House of Commons also included many members of nobility: oldest sons of Lords waiting for their seat in House of Lords; youngest sons of Lords choosing a political career in the Commons; other members of titled nobility (baronets, knights) and untitled nobility (gentry)
- Until early 1860s, about 75% of the members of House of Commons belong to the nobility (<0,5% of the population)

- The battle for universal suffrage in Britain: about 5% of adult males have the right to vote in 1820s → 14% after the 1832 electoral reform → 30% after the 1867 reform → 60% after the 1884 reform
 - Other key reform: vote secrecy 1872 (before that: many uncontested seats)
→ between the 1860s and 1880s, massive democratization of the House of Commons → increased political legitimacy of House of Commons, pro-people turn of the Liberal Party (ex-Whigs) (replaced by Labour Party during 20c)
(→ 100% male suffrage UK 1918, female 1928)
- (more gradual process in the UK than in France: 1% 1815-1848 (censitary monarchies) → 100% 1871 Third Republic)

The evolution of male suffrage in Europe, 1820-1920



Interpretation. The proportion of adult men with the right to vote (taking into account the electoral franchise, i.e. the level of taxes to pay and/or of property to own in order to be granted this right) rose in Britain from 5% in 1820 to 30% in 1870 and 100% in 1920, and in France from 1% in 1820 to 100% in 1880. **Sources and series:** see piketty.pse.ens.fr/ideology (figure 5.3).

The People's Budget, Ireland and the fall of the House of Lords (1909-1911)

- But House of Lords still had veto power over all laws until the crisis of 1909-1911
- 1894: Lord Salisbury's referendum theory: « If the Commons pass a law that was not explicitly announced to the electorate before the election, then the Lords have the legitimacy to oppose it »
 - Lords from Conservative Party (Tories) put their veto on Gladstone (Liberal) bill on Ireland and regain power in 1895
- But in 1909 Liberals (Lloyd George) are back to power and provoke the Lords by adopting the « People's Budget »: creation of a general progressive income tax, increased land tax and inheritance taxes on large property owners, so as to pay for a large rise in social spending (pensions etc.)
- Very popular bill, but Lords choose to put their veto on the People's Budget
- Lloyd George then asks the Commons to adopt a constitutional bill stating that Lords will not be able to veto money bills any more (and can veto other bills for at most one year) → new veto by the Lords → Lloyd George calls for new elections

- Liberals win again the elections, and the Lords finally accept in 1911 to vote the People's Budget and the constitutionnal law (under threat by George V to nominate 500 new Lords)

(see Cannadine, *The decline and fall of British aristocracy*, YUP 1990)

→ beginning of a long process leading to a large reduction of inequality in Britain 1914-1970: rise of top progressive tax rates (up to 98% in post-WW2 period), absolute majority at the Commons for Labour Party in 1945, creation of National Health Service, etc.

- Other important step in the weakening of UK proprietary ideology: the Ireland crisis
- Ireland in the 19c: quasi-colonial situation. Limited political rights for the Catholic majority (landless peasants) + huge concentration of land among absentee landlords (British Lords)
- 1845-1848 famine: 1M died + 1,5M emigrated out of total pop of 8M
(comparable in magnitude and ideology to Bengal famine 1943-1944: 4M died out of 50M) (see Sen, *Poverty and famines*, OUP 1981)
- Beginning in 1860s-1870s, strong Irish movement to occupy parcels, stop paying rent and push the British landlords out
 - long sequence of « anti-terrorists bills » but also of Irish Land Acts 1870, 1891, 1903 gradually freezing rent payments and allowing peasants to purchase land at subsidized prices
 - step-by-step, these laws weaken the legitimacy of proprietary ideology and lead to substantial land redistribution in a legal form, even before Irish Independence 1921-1937

One man, 100 votes: extreme censitary inequality in Sweden (1865-1911)

- Sweden is generally regarded as a country with strong cultural egalitarian roots
- But in 1865-1911 it was the opposite: Sweden had the most extreme censitary inequality system in Europe
- Key lesson: there is no egalitarian or inegalitarian culture as such
- Inequality regimes depend on the balance of power between different social groups and political ideologies, and the prevailing equilibrium and dominant discourse can change very fast, in one way or another

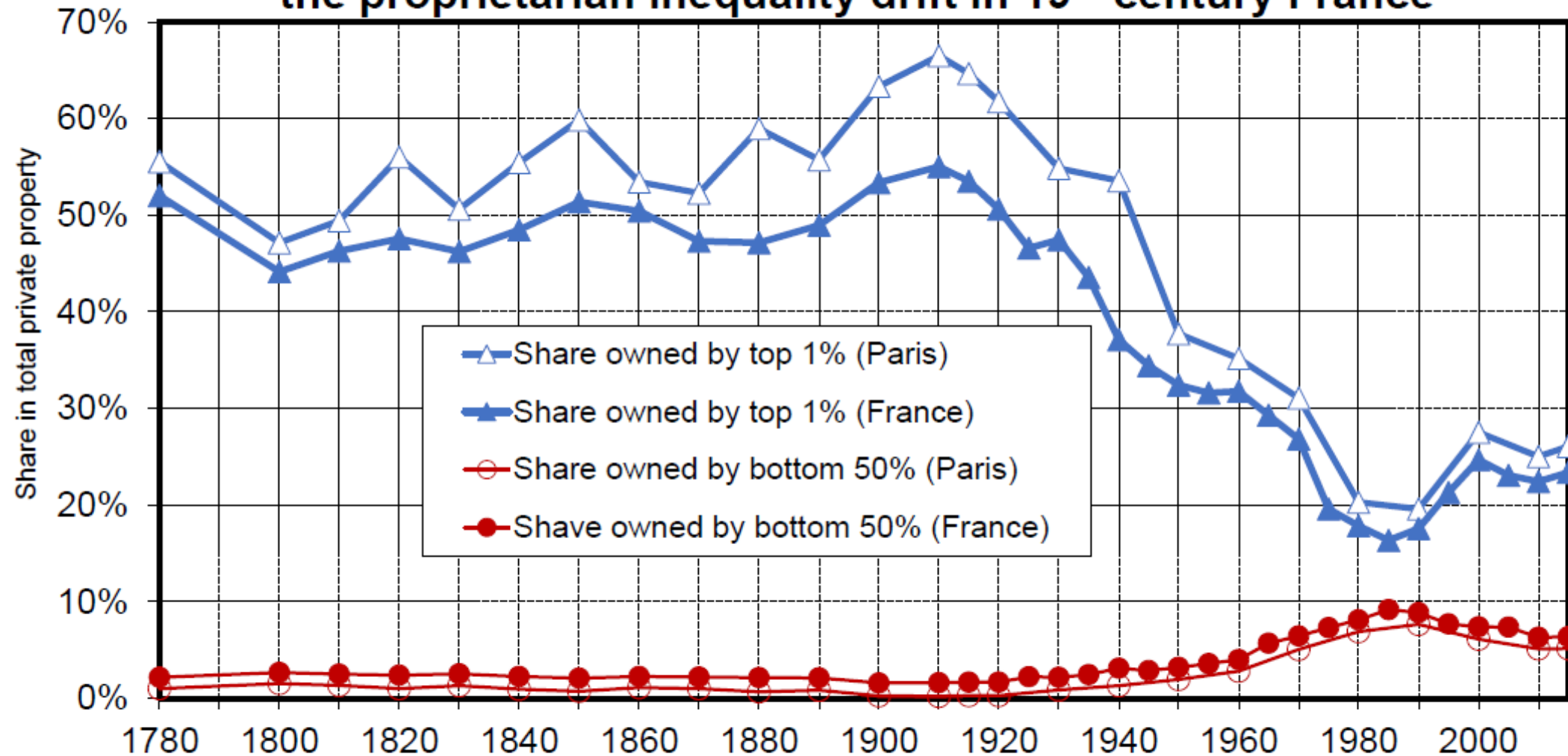
- Swedish Riksdag 1527-1865: four parliamentary chambers in order to represent the nobility, the clergy, the urban bourgeoisie and the land-owning peasantry. Separate votes among the four orders (like in French Etats généraux), but nobility over-represented in committees and government, and king has decisive vote in case of tied vote 2-2
- As compared to France and Britain, Sweden had centralized censuses giving an official definition to the four orders, and in particular to the nobility (<0,5% population)
- 1865 constitutional reform: upper house elected by large property owners (<1% population), lower house elected by broader group (≈20% population), but with graduated voting rights depending on one's taxes and property (*fyrkar* formula): from 1 vote to 100 votes in national elections

- In municipal elections, there was no maximum number of votes: very large property owners could have an infinite number of votes
- In effect, there were several dozen municipalities in Sweden where one voter had more than 50% of the voting right (including the municipality of the Prime Minister in the 1880s, Earl Arvid Posse)
- Corporations also had the right to vote in municipal elections, in proportion to their assets and the taxes they paid
- Electoral reform in 1911, universal suffrage 1919-1921: huge popular mobilisation, social-democrats took power almost permanently in 1932-2004 and used the country's state capacity and administration for a completely different political project, so that Sweden became highly egalitarian (and also much richer)
- See E. Bengtsson, [The Swedish Sonderweg in Question: Democratization and Inequality in Comparative Perspective, c. 1750–1920](#), Past and Present 2019

Europe's proprietary societies during the Belle Epoque (1880-1914)

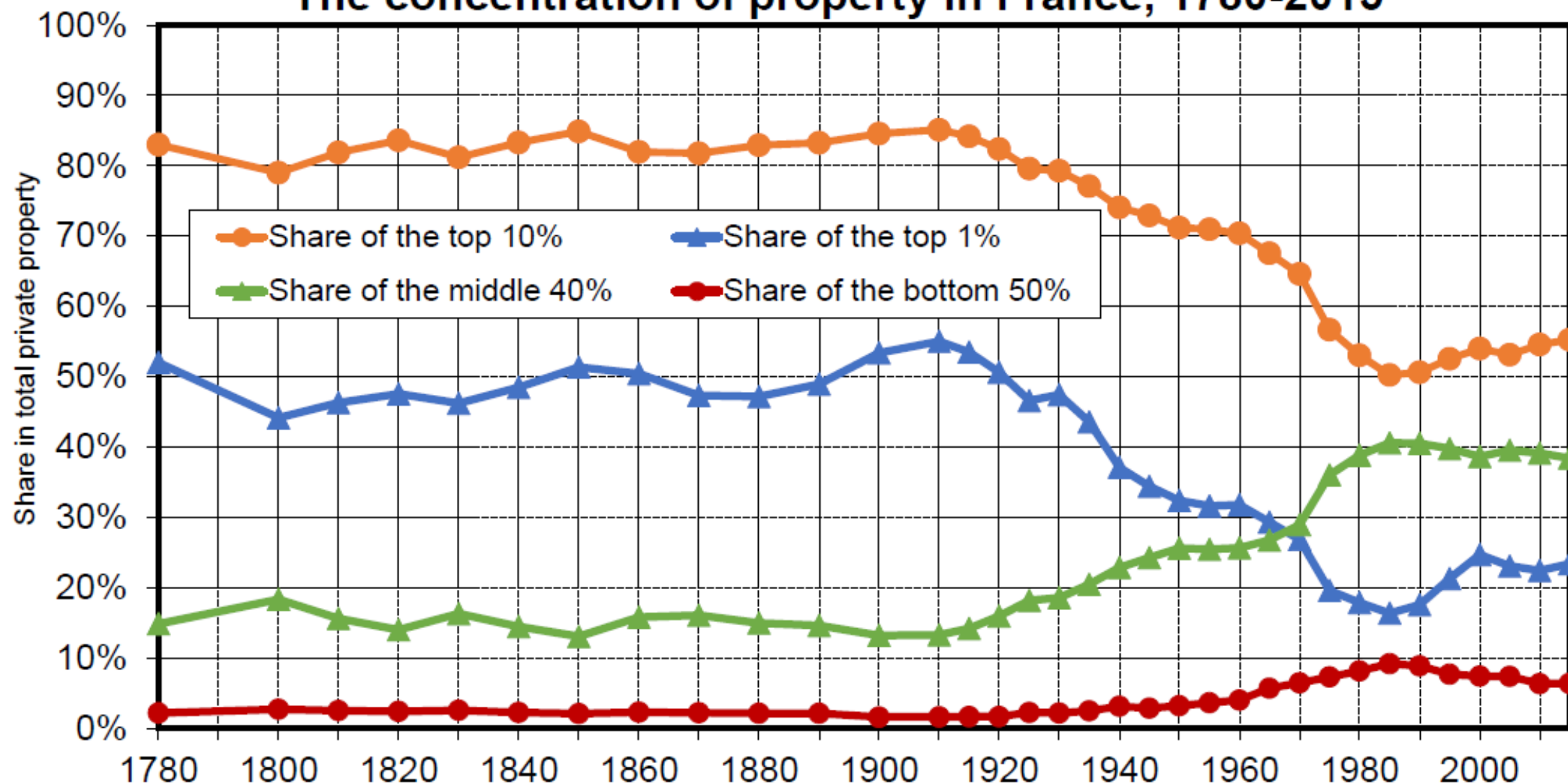
- Different trajectories, but relatively similar outcomes: in 1880-1914, whether one looks at France, Britain, Sweden or other countries for which adequate data sources are available, one finds that European societies are characterized as highly unequal proprietary societies
- Typically: top 10% wealth share around 80%-90% of total wealth, including 60%-70% for the top 1% wealth share, rising until 1914
- Huge inequality, enormous social tensions, rise of socialists, communists and labour movements

The failure of the French Revolution: the proprietary inequality drift in 19th century France



Interpretation. In Paris, the richest 1% owned about 67% of total private property in 1910 (all assets combined: real, financial, business, etc.), vs. 49% in 1810 and 55% in 1780. After a small drop during the French Revolution, the concentration of property rose in France (and particularly in Paris) during the 19th century and until World War I. In the long run, the fall in inequality occurred following the world wars (1914-1945), rather than following the Revolution of 1789. **Sources and series:** see piketty.pse.ens.fr/ideology (figure 4.1)..

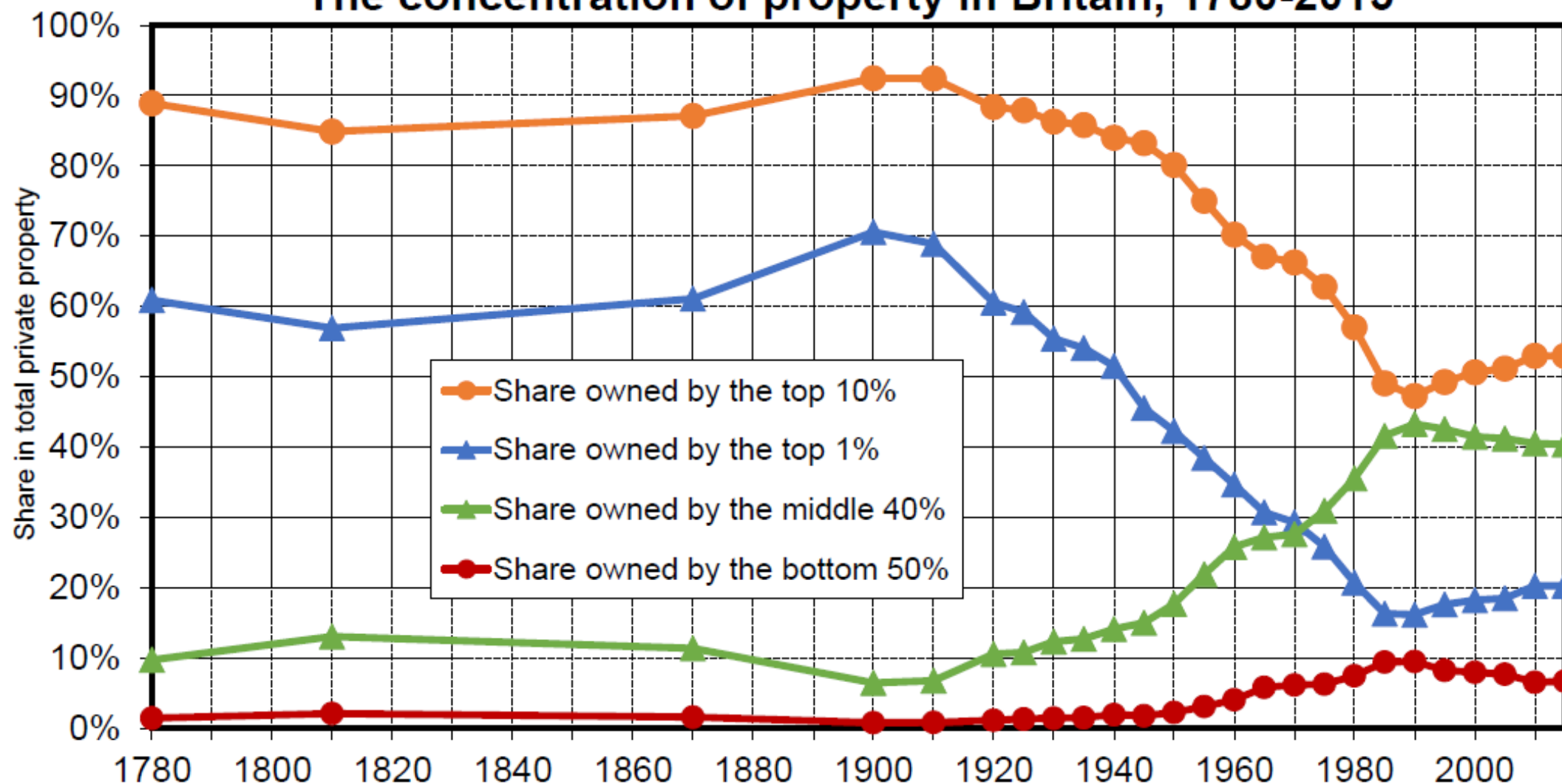
The concentration of property in France, 1780-2015



Interpretation. The share of the richest 10% in total private property (total real estate, business and financial assets, net of debt) was between 80% and 90% in France between the 1780s and the 1910s. The fall in the concentration of property started to fall following World War 1 and was interrupted in the 1980s. It occurred mostly to the benefit of the "patrimonial middle classes" (the middle 40%), here defined as the intermediate group between the "lower classes" (bottom 50%) and the "upper classes" (top 10%).

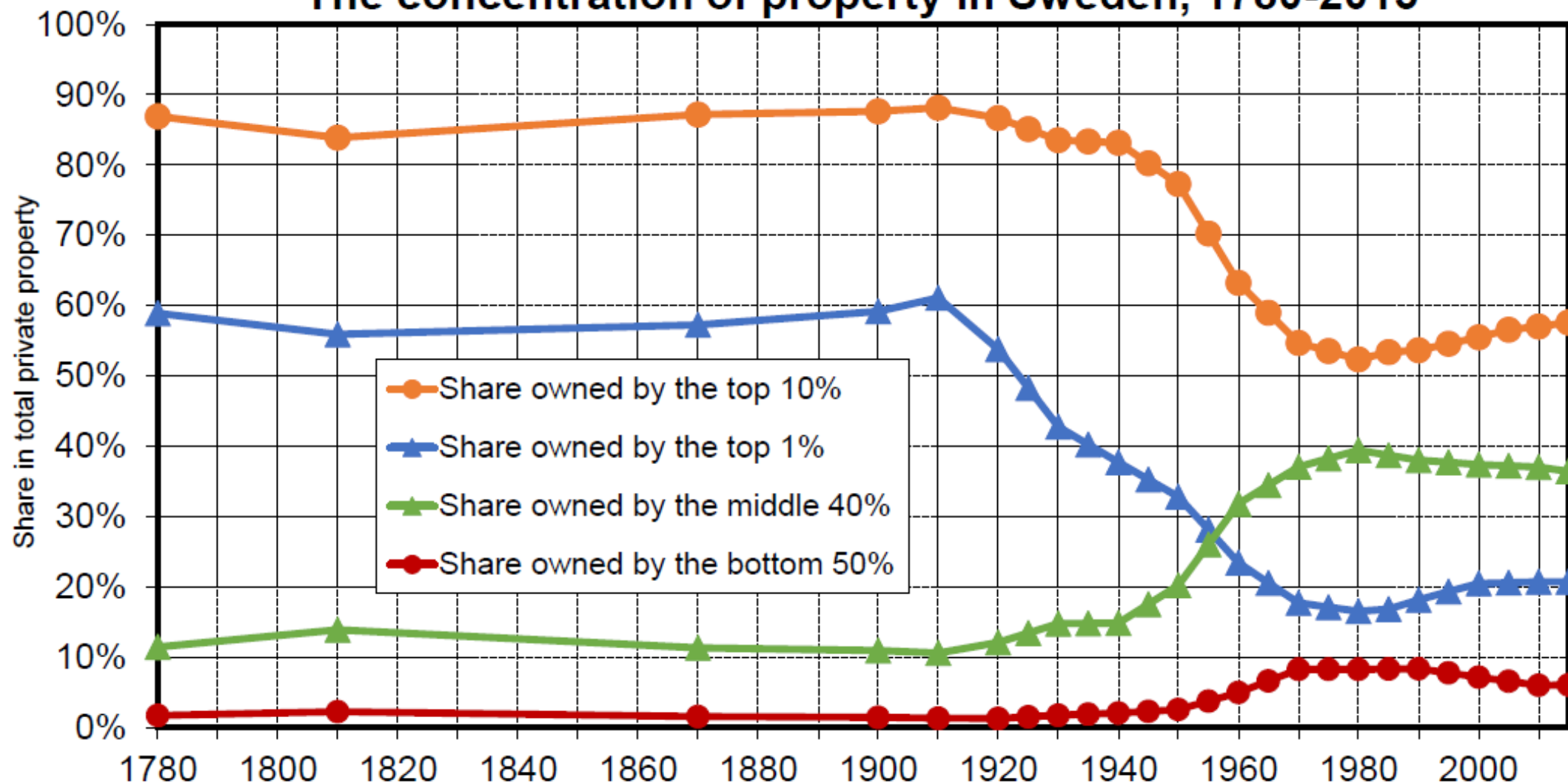
Sources and series: see piketty.pse.ens.fr/ideology (figure 4.2).

The concentration of property in Britain, 1780-2015



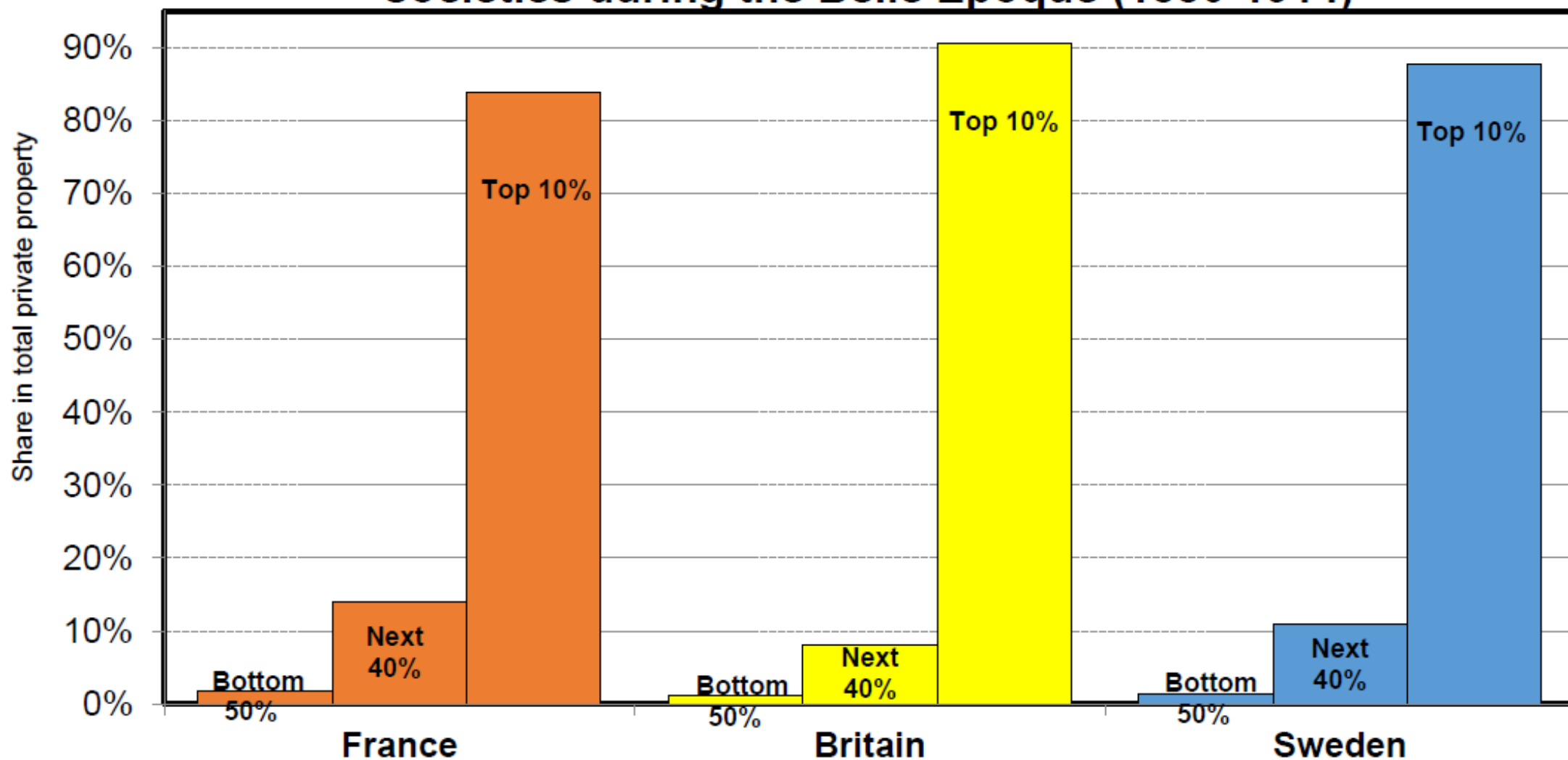
Interpretation. The share owned by the richest 10% in total private property (all assets combined: real estate, business and financial assets, net of debt) was around 85%-92% in Britain between the 1780s and the 1910s. The fall in the concentration of wealth begins after World War 1 and is interrupted in the 1980s. It occurred mostly to the benefit of the "patrimonial middle classes" (the middle 40%), here defined as the intermediate group between the "lower classes" (the bottom 50%) and the "upper classes" (the top 10%). **Sources and series:** see piketty.pse.ens.fr/ideologie (figure 5.4).

The concentration of property in Sweden, 1780-2015



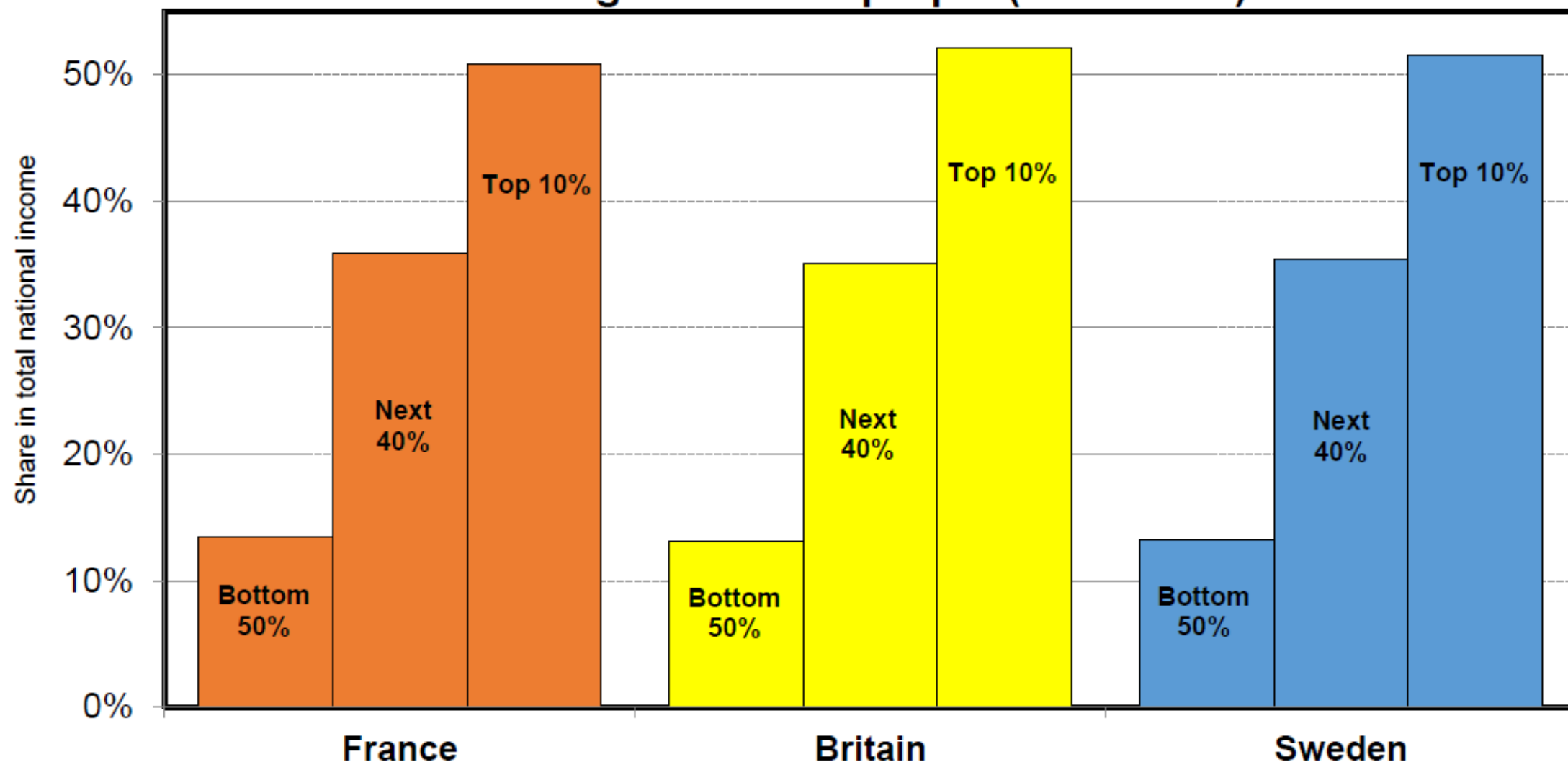
Interpretation. The share owned by the richest 10% in total private property (all assets combined: real estate, business and financial assets, net of debt) was around 84%-88% in Sweden between the 1780s and the 1910s. The fall in the concentration of wealth begins after World War 1 and is interrupted in the 1980s. It occurred mostly to the benefit of the "patrimonial middle classes" (the middle 40%), here defined as the intermediate group between the "lower classes" (the bottom 50%) and the the "upper classes" (the top 10%). **Sources and series:** see piketty.pse.ens.fr/ideologie (figure 5.5).

Extreme patrimonial inequality: Europe's proprietarian societies during the Belle Epoque (1880-1914)



Interpretation. The share the richest 10% in total private property (all assets combined: real estate, business and financial assets, net of debt) was on average 84% in France between 1880 and 1914 (vs. 14% for the next 40% and 2% for the bottom 50%), 91% in Britain (vs 8% and 1%) and 88% in Sweden (vs 11% and 1%). **Sources and series:** see piketty.pse.ens.fr/ideology (figure 5.6).

Income inequality in Europe's proprietary societies during the Belle Epoque (1880-1914)



Interpretation. The share of the top 10% highest incomes in total national income (labour and capital income) was on average 51% in France between 1880 and 1914 (vs 36% for the next 40% and 13% for the bottom 50%), 55% in Britain (vs 33% and 12%) and 53% in Sweden (vs 34% and 13%). **Sources and series:** see piketty.pse.ens.fr/ideology (figure 5.7).

- Europe's proprietary societies 1880-1914 were also characterized by enormous international inequalities
 - Major role of foreign assets, especially for the dominant colonial empires (Britain, France)
 - Huge external tensions: rising rivalry between European powers (Germany vs France-Britain) + beginning of independence movements
- before studying the fall of proprietary societies (1914-1945), we first need to study the role by slavery and colonialism in the transition from ternary to proprietary societies (15c-20c)